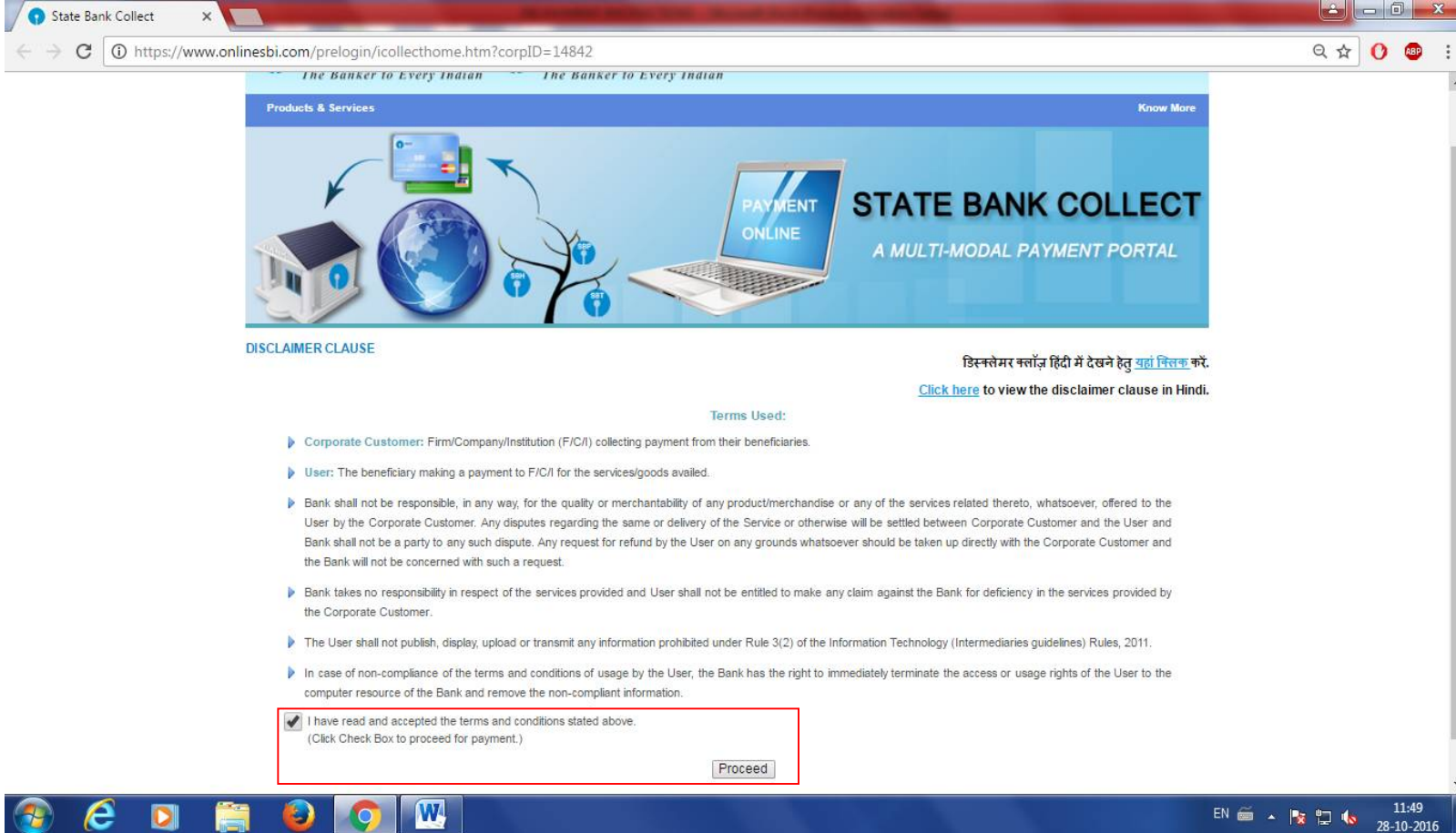


A. MAKING FEE PAYMENT BY USING THE LINK PROVIDED:-

1. Click on the link which will direct the candidate to the following page.
2. Click on the check box "I have read and accepted the terms and conditions stated above".
3. Click on proceed.



The screenshot shows a web browser window with the URL <https://www.onlinesbi.com/prelogin/collecthome.htm?corpID=14842>. The page features a blue header with the slogan "The Banker to Every Indian" and a navigation bar with "Products & Services" and "Know More". The main banner includes a globe, a laptop displaying "PAYMENT ONLINE", and the text "STATE BANK COLLECT A MULTI-MODAL PAYMENT PORTAL".

Below the banner, there is a "DISCLAIMER CLAUSE" section. It contains a link to view the disclaimer in Hindi: "डिस्क्लेमर क्लॉज़ हिंदी में देखने हेतु [यहां क्लिक करें](#)." and "Click here to view the disclaimer clause in Hindi." The "Terms Used" section lists several conditions:

- ▶ Corporate Customer: Firm/Company/Institution (F/C/I) collecting payment from their beneficiaries.
- ▶ User: The beneficiary making a payment to F/C/I for the services/goods availed.
- ▶ Bank shall not be responsible, in any way, for the quality or merchantability of any product/merchandise or any of the services related thereto, whatsoever, offered to the User by the Corporate Customer. Any disputes regarding the same or delivery of the Service or otherwise will be settled between Corporate Customer and the User and Bank shall not be a party to any such dispute. Any request for refund by the User on any grounds whatsoever should be taken up directly with the Corporate Customer and the Bank will not be concerned with such a request.
- ▶ Bank takes no responsibility in respect of the services provided and User shall not be entitled to make any claim against the Bank for deficiency in the services provided by the Corporate Customer.
- ▶ The User shall not publish, display, upload or transmit any information prohibited under Rule 3(2) of the Information Technology (Intermediaries guidelines) Rules, 2011.
- ▶ In case of non-compliance of the terms and conditions of usage by the User, the Bank has the right to immediately terminate the access or usage rights of the User to the computer resource of the Bank and remove the non-compliant information.

At the bottom of the disclaimer section, there is a checkbox that is checked, with the text: "I have read and accepted the terms and conditions stated above. (Click Check Box to proceed for payment.)" and a "Proceed" button.

4. Select payment category as "Executive Posts for Bengaluru Unit".

The screenshot shows a web browser window with the URL <https://www.onlinesbi.com/prelogin/donationdisplayfeepaymentdetails.htm>. The page header includes the State Bank Group logo and navigation tabs for State Bank Collect, State Bank MOPS, and Pay EFTO. The breadcrumb trail indicates the user is in the State Bank Collect section. The main content area displays the details for Bharat Electronics Ltd, including its logo and address: BHARAT ELECTRONICS LTD, OUTER RING ROAD NAGAVARA, BANGALORE-560045. The page is dated 28-Oct-2016 at 11:53 AM IST. A form section titled "Provide details of payment" contains a "Select Payment Category *" dropdown menu. The dropdown is open, showing the selected option "EXECUTIVE POSTS FOR BENGALURU UNIT". A red box highlights the dropdown menu. Below the dropdown, there are instructions: "Mandatory fields are marked with an asterisk (*)", "The payment structure document if available will be displayed", and "Date specified (if any) should be in the format of dd/mm/yyyy". The footer of the page includes the copyright notice "© Copyright OnlineSBI" and links for "Privacy Statement", "Disclosure", and "Terms of Use". The Windows taskbar at the bottom shows the system tray with the date 28-10-2016 and time 11:53.

5. Fill the details and click on submit button. (fields with * mark are to be filled compulsorily)

The screenshot displays the State Bank of India (SBI) online payment interface. The browser address bar shows the URL: <https://www.onlinesbi.com/prelogin/suvidhaparamdisplay.htm>. The page header includes the State Bank Group logo and navigation tabs for 'State Bank Collect', 'State Bank MOPS', and 'Pay EPFO'. The main content area is titled 'State Bank Collect' and features the Bharat Electronics Ltd. logo and address: 'BHARAT ELECTRONICS LTD, OUTER RING ROAD NAGAVARA, BANGALORE-560045'. The form is titled 'Provide details of payment' and contains the following fields:

- Select Payment Category * (Dropdown menu: EXECUTIVE POSTS FOR BENGALURU UNIT)
- NAME OF THE CANDIDATE * (Text input)
- DATE OF BIRTH * (Date input)
- CATEGORY * (Dropdown menu: --Select CATEGORY--)
- POST APPLIED FOR * (Dropdown menu: --Select POST APPLIED FOR--)
- MOBILE NUMBER (Text input)
- APPLICATION FEE * (Text input: 500, Fixed: Rs.500)
- Remarks (Text input)

Below the form, there is a section for 'PLEASE ENTER THE SBCCOLLECT REFERENCE NUMBER IN THE APPLICATION.' with a note: 'Please enter your Name, Date of Birth & Mobile Number. This is required to reprint your e-receipt / remittance(PAP) form, if the need arises.' This section includes fields for Name, Date of Birth, and Mobile Number, and a CAPTCHA image with the text 'C28E3'. The 'Submit', 'Reset', and 'Back' buttons are located at the bottom of the form, with the 'Submit' button highlighted by a red box.

At the bottom of the page, there is a footer with the text: '© Copyright OnlineSBI | Privacy Statement | Disclosure | Terms of Use'. The Windows taskbar at the bottom shows the time as 11:55 and the date as 28-10-2016.

6. Check the details and press the confirm button.

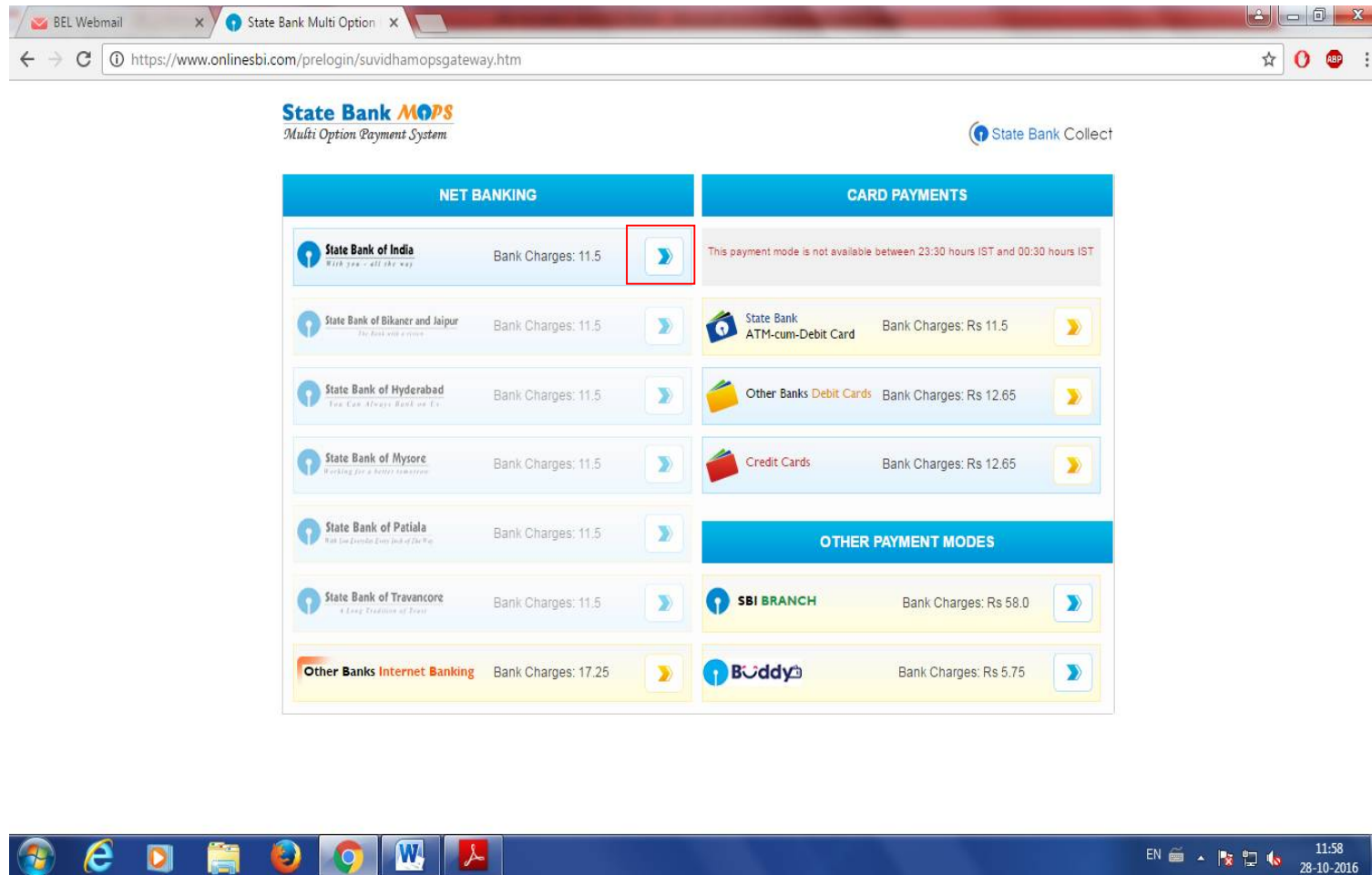
The screenshot shows a web browser window with the URL <https://www.onlinesbi.com/prelogin/lastfivetxndetails.htm>. The page header includes the State Bank Group logo and an 'Exit' button. Below the header, there are navigation tabs for 'State Bank Collect', 'State Bank MOPS', and 'Pay EPFO'. The 'State Bank Collect' tab is active, and the breadcrumb trail reads 'You are here: State Bank Collect > State Bank Collect'. A left-hand menu lists 'State Bank Collect', 'Reprint Remittance Form', and 'Payment History'. The main content area is titled 'State Bank Collect' and shows a confirmation screen with the heading 'Verify details and confirm this transaction'. A yellow checkmark icon is visible. The transaction details are as follows:

| | |
|-----------------------|------------------------------------|
| Name | BHARAT ELECTRONICS LTD |
| Category | EXECUTIVE POSTS FOR BENGALURU UNIT |
| NAME OF THE CANDIDATE | ABC |
| DATE OF BIRTH | 1/10/1999 |
| CATEGORY | GENERAL |
| POST APPLIED FOR | DGM - CIVIL |
| MOBILE NUMBER | 1234567890 |
| APPLICATION FEE | 500 |
| Total Amount | INR 500.00 |
| Remarks | |

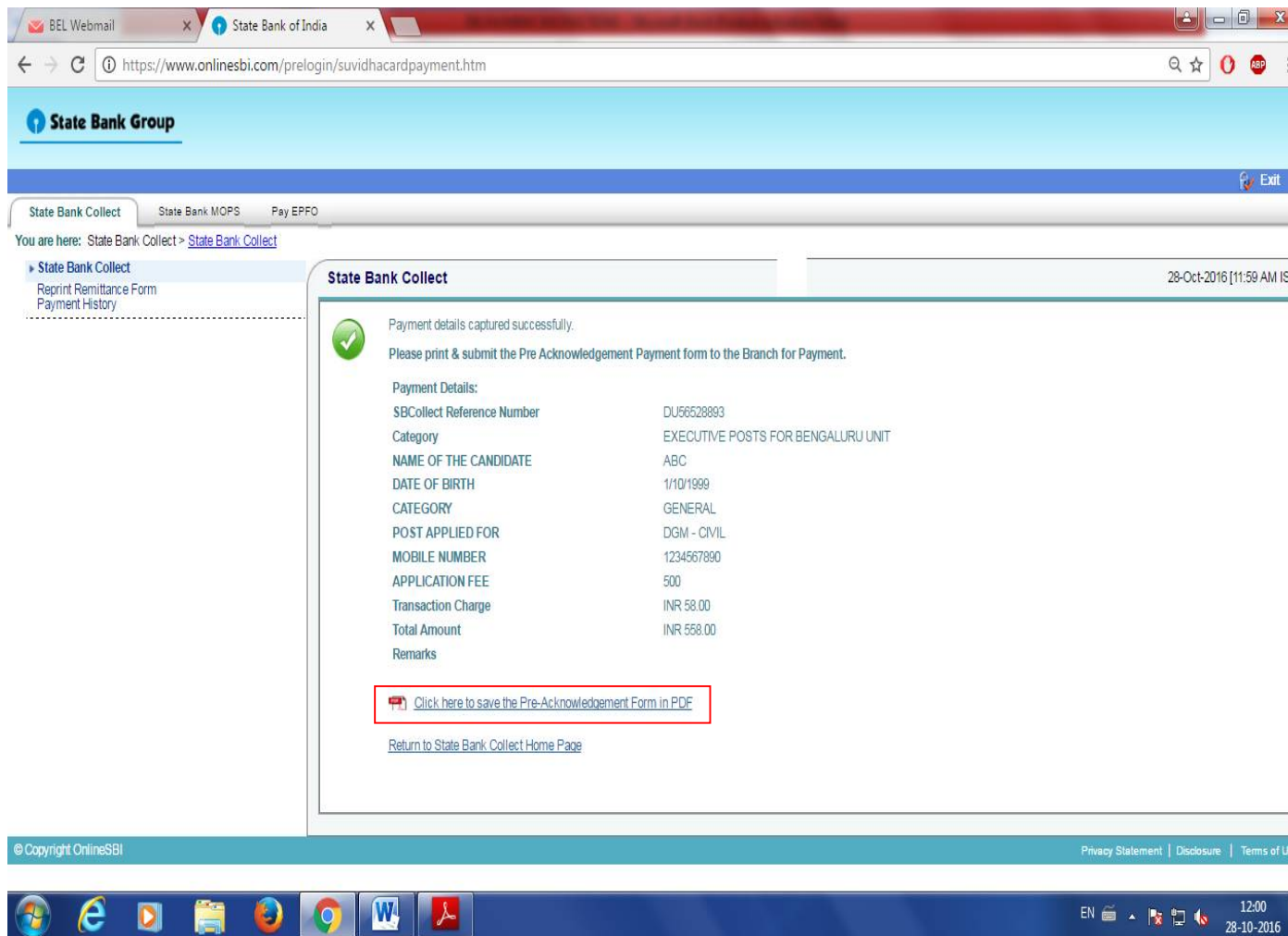
Below the details, there is a note: 'Please ensure that you are making the payment to the correct payee.' At the bottom of the confirmation box, there are two buttons: 'Confirm' and 'Cancel', with the 'Confirm' button highlighted by a red rectangle.

28-Oct-2016 [11:57 AM IST]

7. Select any one of the mode of payments, i.e. "Net Banking" or "Card Payments" or "Other Payment Modes" as applicable and then proceed for making the fee payment. Download the receipt after successful completion of the payment.



8. In case, candidate opts "SBI Branch" as payment mode, candidate is required to download the system generated challan and deposit the fee amount (including applicable bank commission) in any of the **SBI Branches** and obtain seal and signature of the bank official on the challan (depositor copy) before leaving the bank counter.



9. SAMPLE COPY OF SYSTEM GENERATED CHALLAN.

DU56528893.pdf - Adobe Reader

File Edit View Window Help

Open [Icons] 1 / 1 80% [Icons] Tools Fill & Sign Comment

Depositor Copy

Pre Acknowledgement Payment(PAP) Form for Payment through any SBI Branch Date: 28-10-2016

| Beneficiary/Remittance Details | |
|----------------------------------------------|------------------------------------|
| State Bank Collect Reference No. | DU56528893 |
| Beneficiary: | BHARAT ELECTRONICS LTD |
| Category: | EXECUTIVE POSTS FOR BENGALURU UNIT |
| Last Date of Payment: | 23-11-2016 23:45 |
| Remitter | ABC |
| Rs | |
| Collection Amount | 500.00 |
| Commission | 58.00 |
| Total (Rupees Five Hundred Fifty Eight Only) | 558.00 |
| Details of Cash / Cheques | |
| Rs | p |
| | |
| | |
| | |
| Total Rs | |

Instructions for Depositor: This is not an e-receipt. After payment, please visit www.online.sbi.com > 'State Bank Collect' and click on the hyperlink at the bottom of the page to generate the e-receipt.

(To be Filled in by the Bank)

Journal No:

Branch Name: _____

Branch Code: Deposit Date:

Branch Stamp

Authorised Signatory

Branch Copy

Pre Acknowledgement Payment(PAP) Form for Payment through any SBI Branch Date: 28-10-2016

Branch Teller: Use SCR.008765 Deposit > Fee Collection > State Bank Collect

| Beneficiary/Remittance Details | |
|----------------------------------------------|------------------------------------|
| State Bank Collect Reference No. | DU56528893 |
| Beneficiary: | BHARAT ELECTRONICS LTD |
| Category: | EXECUTIVE POSTS FOR BENGALURU UNIT |
| Last Date of Payment: | 23-11-2016 23:45 |
| Remitter | ABC |
| Rs | |
| Collection Amount | 500.00 |
| Commission | 58.00 |
| Total (Rupees Five Hundred Fifty Eight Only) | 558.00 |

Mode of Payment: (Choose Either Cash / Cheque)

Cash PAN:

Please quote your PAN for Cash remittance >= Rs. 50,000

| Cash Notes | Amount | |
|------------|--------|---|
| | Rs | p |
| *1000 | | |
| *500 | | |
| *100 | | |
| *50 | | |
| *20 | | |
| *10 | | |
| Coins | | |
| Total Rs | | |

Cheque

Cheque No: _____ Cheque Date: _____

Drawee Bank: State Bank of India (other bank cheques not accepted under PAP)

Branch: _____

Signature of the Depositor

Space for Bank use

Branch Stamp

EN [Icons]

12:00
28-10-2016

B. MAKING FEE PAYMENT DIRECTLY BY LOGING ON TO WWW.ONLINESBI.COM

1. Go to www.onlinesbi.com and select: - State Bank Collect.
2. Accept terms and conditions and click on proceed.
3. Select state of Corporation/Institution: - All India.
4. Select type of Corporation/Institution: - PSU - Public Sector Undertaking and press =>Go.
5. Select PSU - Public Sector Undertaking: - Bharat Electronics Limited and press Submit.
6. Select payment category: - Executive Posts for Bengaluru unit.
7. Complete the payment as explained above.

C. WHILE MAKING THE PAYMENT, PLEASE DO NOT USE BACK BUTTON (i.e. ←) AT THE BROWSER UNLESS SPECIFICALLY ALLOWED AT ONLINESBI. IN CASE BACK BUTTON IS OPERATED, CANDIDATE HAS TO COMPLETE THE PAYMENT AS MENTIONED IN "B" ABOVE.