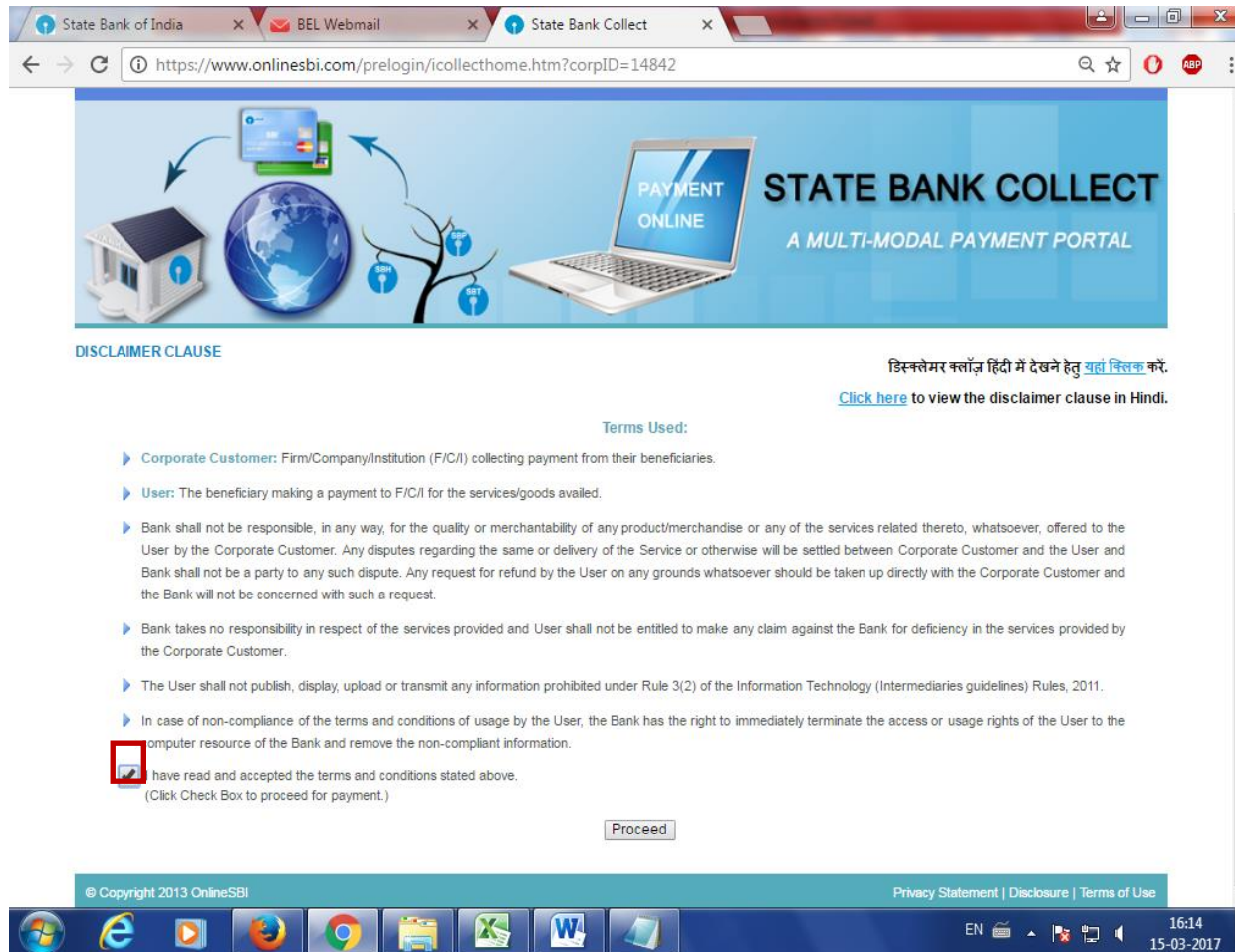


A. MAKING FEE PAYMENT BY USING THE **LINK PROVIDED:-**

1. Click on the link which will direct the candidate to the following page.
2. Click on the check box "I have read and accepted the terms and conditions stated above".
3. Click on proceed.



State Bank of India x BEL Webmail x State Bank Collect x

https://www.onlinesbi.com/prelogin/icollecthome.htm?corpID=14842

STATE BANK COLLECT
A MULTI-MODAL PAYMENT PORTAL

DISCLAIMER CLAUSE

डिस्क्लेमर क्लॉज़ हिंदी में देखने हेतु [यहां क्लिक करें](#).
[Click here](#) to view the disclaimer clause in Hindi.

Terms Used:

- ▶ Corporate Customer: Firm/Company/Institution (F/C/I) collecting payment from their beneficiaries.
- ▶ User: The beneficiary making a payment to F/C/I for the services/goods availed.
- ▶ Bank shall not be responsible, in any way, for the quality or merchantability of any product/merchandise or any of the services related thereto, whatsoever, offered to the User by the Corporate Customer. Any disputes regarding the same or delivery of the Service or otherwise will be settled between Corporate Customer and the User and Bank shall not be a party to any such dispute. Any request for refund by the User on any grounds whatsoever should be taken up directly with the Corporate Customer and the Bank will not be concerned with such a request.
- ▶ Bank takes no responsibility in respect of the services provided and User shall not be entitled to make any claim against the Bank for deficiency in the services provided by the Corporate Customer.
- ▶ The User shall not publish, display, upload or transmit any information prohibited under Rule 3(2) of the Information Technology (Intermediaries guidelines) Rules, 2011.
- ▶ In case of non-compliance of the terms and conditions of usage by the User, the Bank has the right to immediately terminate the access or usage rights of the User to the computer resource of the Bank and remove the non-compliant information.

I have read and accepted the terms and conditions stated above.
(Click Check Box to proceed for payment.)

Proceed

© Copyright 2013 OnlineSBI Privacy Statement | Disclosure | Terms of Use

16:14
15-03-2017

4. Select payment category as applicable and choose [suitable post]/ Post applied for:

The screenshot displays the SBI online payment interface for Bharat Electronics Ltd. The browser address bar shows the URL: <https://www.onlinesbi.com/sbicollect/payment/showpaymentdetails.htm>. The page header includes the SBI logo and the text "State Bank Collect".

The main content area is titled "Provide details of payment" and contains the following fields:

- Select Payment Category * (Dropdown menu: Post of Trainee Engine)
- Name of Candidate * (Text input field)
- Category * (Dropdown menu: -Select Category-)
- Date of Birth * (Date picker)
- Mobile Number * (Text input field)
- Email ID * (Text input field)
- Fee (Non Refundable) * (Text input field: 200, Fixed: Rs. 200)
- Remarks (Text area)

Below the payment details, there is a section for personal information:

- Name * (Text input field)
- Date Of Birth / Incorporation * (Date picker)
- Mobile Number * (Text input field)
- Email id (Text input field)
- Enter the text as shown in the image * (Text input field: E6C70)

At the bottom of the form, there are three buttons: "Submit", "Reset", and "Back".

A red banner at the bottom of the form contains the following instructions:

- Mandatory fields are marked with an asterisk (*)
- The payment structure document if available will contain detailed instructions about the online payment process.
- Date specified (if any) should be in the format of 'ddmm/yyyy'. Eg. 02082008
- For Amount fields, only numbers are allowed and for free text fields (mandatory), following special characters are allowed: / @ - _ &

The footer of the page includes the text "© State Bank of India" and links for "Privacy Statement", "Disclosure", and "Terms of Use".

5. Fill the details and click on submit button. (fields with * mark are to be Compulsorily filled & Applicable fee remitted.)

The screenshot displays a web browser window with the following details:

- Browser Tabs:** BEL Webmail :: Compose, State Bank Collect.
- Address Bar:** STATE BANK OF INDIA (IN) | https://www.onlinesbi.com/sbicollect/payment/showpaymentdetails.htm
- Page Header:** SBI State Bank Collect
- Navigation:** State Bank Collect > State Bank Mops, State Bank Collect / State Bank Collect, Exit
- Page Title:** State Bank Collect 03-Jan-2020 [09:33 AM IST]
- Company Information:** BHARAT ELECTRONICS LTD, OUTER RING ROAD NAGAWARA, BANGALORE-560045
- Form Section: Provide details of payment**
 - Select Payment Category ***: Post of Trainee Engine
 - Name of Candidate ***: ram
 - Category ***: General
 - Date of Birth ***: 1/1/2020
 - Mobile Number ***: 9555555
 - Email ID ***: ram@gmail.com
 - Fee (Non Refundable) ***: 200 (Fixed: Rs.200)
 - Remarks**: (Empty text area)
- Verification Section:**
 - Name ***: Ram
 - Date Of Birth / Incorporation ***: 2/1/2020
 - Mobile Number ***: 9555555
 - Email Id**: ram@GMAIL.COM
 - Enter the text as shown in the Image ***: 8102B
- Buttons:** Submit, Reset, Back
- Footnote:** Mandatory fields are marked with an asterisk (*). The payment structure document if available will contain detailed instructions about the online payment process. Date specified(if any) should be in the format of ddmm/yyyy. Eg., 02082008. For Amount fields, only numbers are allowed and for free text fields (mandatory), following special characters are allowed: / @ - _ &
- Page Footer:** © State Bank of India | Privacy Statement | Disclosure | Terms of Use

6. Check the details and press the confirm button.

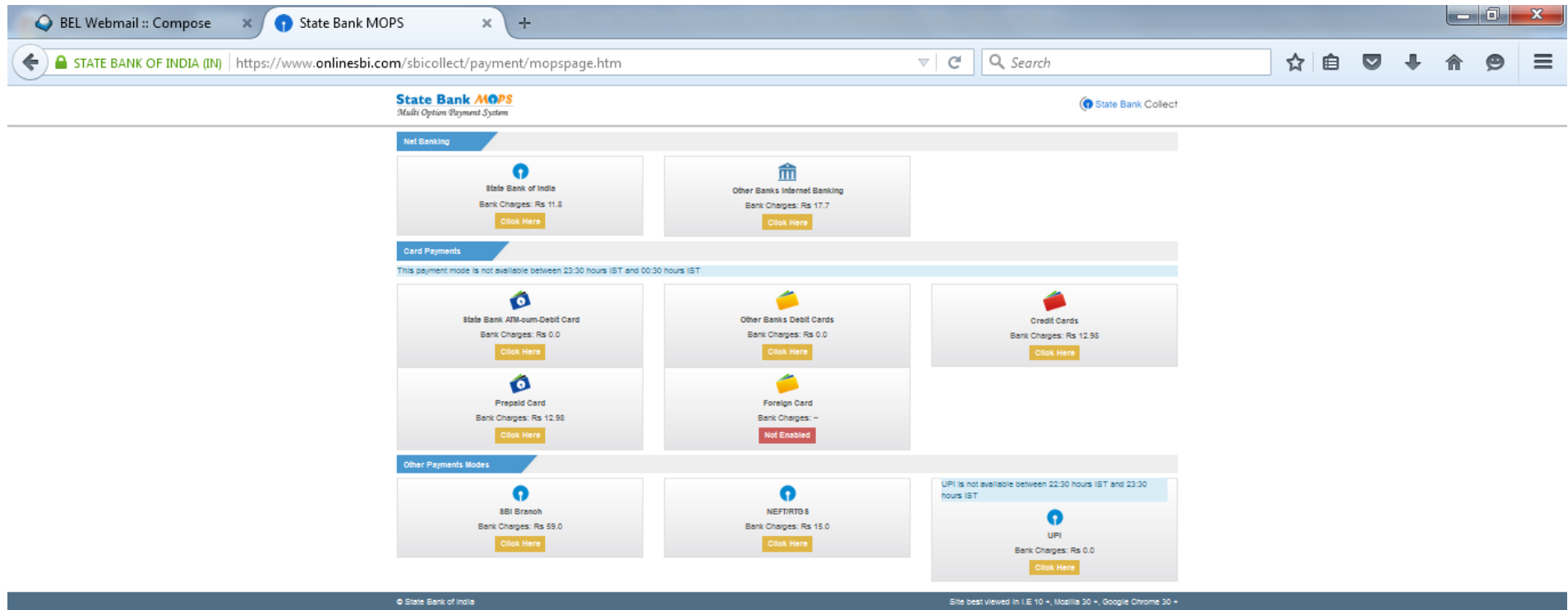
The screenshot shows a web browser window with the following details:

- Browser Tabs:** BEL Webmail :: Compose, State Bank Collect
- Address Bar:** STATE BANK OF INDIA (IN) | https://www.onlinesbi.com/sbicollect/payment/confirmpayment.htm
- Page Header:** SBI logo, State Bank Collect
- Navigation:** State Bank Collect - State Bank Mops, State Bank Collect, State Bank Collect, Exit
- Transaction Info:** State Bank Collect, 03-Jan-2020 [09:36 AM IST]
- Payee Information:** BHARAT ELECTRONICS LTD, OUTER RING ROAD NAGAWARA, BANGALORE-560045
- Transaction Details:**

Category	Post of Trainee Engineer Software Div for BG CX.
Name of Candidate	ram
Category	General
Date of Birth	1/1/2020
Mobile Number	9585085850
Email ID	ram@gmail.com
Fee (Non Refundable)	200
Total Amount	INR 200.00
Remarks	Fee
- Confirmation:** Please ensure that you are making the payment to the correct payee. [Confirm] [Cancel]
- Footer:** © State Bank of India, Privacy Statement | Disclosure | Terms of Use

The Windows taskbar at the bottom shows the system tray with the time 09:36 and language set to EN.

7. Select any one of the mode of payments, i.e. "Net Banking" or "Card Payments" or "Other Payment Modes" as applicable and then proceed for making the fee payment. Download the receipt after successful completion of the payment.



8. In case, candidate opts "SBI Branch" as payment mode, candidate is required to download the pre-printed challan and deposit the fee amount (including applicable bank commission) in any of the **SBI Branches** and obtain seal and signature of the bank official on the challan (depositor copy) before leaving the bankcounter.


The screenshot shows a web browser window with the following details:

- Browser tabs: BEL Webmail :: Compose, State Bank Collect
- Address bar: STATE BANK OF INDIA (IN) | https://www.onlinesbi.com/sbicollect/payment/suvidhapayment.htm
- Page Header: SBI, State Bank Collect
- Page Content:
 - State Bank Collect - State Bank Mops
 - State Bank Collect / State Bank Collect
 - State Bank Collect 03-Jan-2020 [09:37 AM IST]
 - Payment details captured successfully.
 - Please print & submit the Pre Acknowledgement Payment form to the Branch for payment.
 - Payment Details :
 - SBCollect Reference Number: DUCS289276
 - Category: Post of Trainee Engineer Software Div. for BG CX.
 - Name of Candidate: ram
 - Category: General
 - Date of Birth: 1/1/2020
 - Mobile Number: 955065850
 - Email ID: ram@gmail.com
 - Fee (Non Refundable): 200
 - Transaction Charge: INR 59.00
 - Total Amount: INR 259.00
 - Remarks: Fee
 - Click here to save the Pre-Acknowledgement Form in PDF
 - Return to State Bank Collect Home Page
- Page Footer: State Bank of India, Privacy Statement, Disclosure, Terms of Use

The Windows taskbar at the bottom shows the system tray with the time 09:37 and language set to EN.

9. SAMPLE COPY OF THE PRE-PRINTED CHALLAN. Example-

The image shows a screenshot of an Adobe Reader window displaying two copies of a 'State Bank Collect' form. The left copy is labeled 'Depositor Copy' and the right is 'Branch Copy'. Both forms are for a 'Pre Acknowledgement Payment (PAP) Form for Payment through any SBI Branch' dated 03-01-2020. The beneficiary is 'BHARAT ELECTRONICS LTD' with a collection amount of 200.00. A green arrow points to the 'State Bank Collect Reference No. DUCS280276' in the Depositor Copy. The right sidebar shows the 'Export PDF' tool with a 'Convert' button.

(Note: SB Collect Reference Number (sample number shown in  above) generated after successful completion of payment has to be entered by the candidate in online application form in **Bank Reference** field).

B. MAKING FEES PAYMENT DIRECTLY BY LOGGING ON TO WWW.ONLINESBI.COM

1. Go to www.onlinesbi.com and select: - State Bank Collect.
2. Accept terms and conditions and click on proceed.
3. Select state of Corporation/Institution: - All India.
4. Select type of Corporation/Institution: - PSU - Public Sector Undertaking and press =>Go.
5. Select PSU - Public Sector Undertaking: - Bharat Electronics Limited and press Submit.
6. Select payment category: - and suitable post applied for.
7. Complete the payment as explained above.

C. WHILE MAKING THE PAYMENT, PLEASE DO NOT USE BACK BUTTON (i.e. ←) AT THE BROWSER UNLESS SPECIFICALLY ALLOWED AT ONLINESBI. IN CASE BACK BUTTON IS OPERATED, CANDIDATE HAS TO COMPLETE THE PAYMENT AS MENTIONED IN "B" ABOVE.2